


See what's ahead of you and around you with the intrinsically safe Dualie Rechargeable. It produces a focused spot light and soft flood light to illuminate your work area and help you avoid slips, trips and falls.



Spot/flood combo = 275 total lumens

Rugged, integrated, clip conforms to body of light
Grabs onto shirts, pockets and other gear for hands-free use
Integrated magnets grab onto steel surfaces for hands-free use



Durable, non-conductive, corrosion-proof polymer resin
Rocky stipple texture for a sure grip

Unbreakable polycarbonate lens with scratch-resistant coating



Lithium ion battery recharges within 8 hours

Dual, independently operating push-button switches for spot beam, flood beam, or both beams simultaneously
Easy to use with gloves



Flood light produces a soft, wide beam to illuminate your work area



<p>Three output modes: Spot, flood, spot/flood combo:</p> <ul style="list-style-type: none"> - Spot: 180 lumens; 11,500 candela; 171m beam distance; runs 7.25 hours - Flood: 105 lumens; 60 candela; 18m beam distance; runs 13.5 hours - Spot/flood combo: 275 lumens; runs 5.5 hours <p>Spot beam utilizes smooth parabolic reflector for tight beam with optimum peripheral illumination Flood beam produces a soft, wide beam to illuminate your work area</p>
Spot and flood beams intersect for an uninterrupted light pattern to eliminate blind spots
One-handed operation of all lighting modes
Ergonomically designed for maximum hand comfort
IP67 - dust-tight; waterproof to 1m for 30 minutes; 2m impact resistance tested

<p>Operating temperature: -20°F to 130°F (To maintain hazardous locations rating: -20°C to 40°C)</p>
Class I, II, Division 1, Groups A, B, C, D, E, F, G; Class III; CL I, ZN 0, IIC; T-Code: T4
7.50" (19.05 cm); 7.09 oz. (201g)
Limited Lifetime Warranty Visit www.streamlight.com for full warranty information
<p>#68793 Dualie Rechargeable Magnet 120V/100V AC - Yellow - Box #68794 Dualie Rechargeable Magnet 120V/100V AC- Black - Box #68795 Dualie Rechargeable Magnet 12V DC Direct Wire - Yellow - Box #68796 Dualie Rechargeable Magnet 12V DC Direct Wire - Black - Box #68785 Dualie Rechargeable Magnet Light Only - Yellow - Box #68786 Dualie Rechargeable Magnet Light Only - Black - Box</p>

DUALIE® RECHARGEABLE

DUAL FUNCTION INTRINSICALLY SAFE RECHARGEABLE FLASHLIGHT

MARKET
APPLICATIONS: Industrial, Occupational Safety, Law Enforcement, Fire & Rescue, Hardware/tool, Sporting Goods, Consumer

DESCRIPTION: The Dualie® Rechargeable is an intrinsically safe, high performance, Li Ion battery powered dual function LED flashlight. The Dualie® Rechargeable features a forward facing LED spot beam and a side facing LED flood light that can be used individually or at the same time for enhanced safety. Light has opposing switches for easy user activation of desired function(s). Body features a superior grip texture to provide a comfortable but slip resistant feel and is constructed of an engineered polymer resin that is virtually indestructible, shock resistant, non-conductive and light weight. Integrated, non-protruding spring loaded belt clip contained within body outline. All models available with optional belt clip with two integrated magnets.

CASE MATERIAL: Impact and chemical resistant Engineered Polymer resin; gasket sealed and vented. Class I, Division 1 models Available in high visibility yellow or black

DIMENSIONS: Length: 7.00 in. (17.78 cm) Length w/Magnetic clip: 7.50 in. (19.05 cm)
 Body thickness: 1.06 in. (2.69 cm) Body Width: 1.52 in. (3.86 cm) Face cap diameter: 1.86 in. (4.72 cm)

WEIGHT: Standard clip: 6.8 oz. (193 grams)
 Magnetic clip: 7.09 oz. (201 grams)

LENS: Unbreakable polycarbonate facecap and side lens with scratch resistant coating.

LIGHT SOURCE: Two (2) White C4® LEDs, impervious to shock with a 50,000 hour lifetime.

LIGHT OUTPUT: Spot - 180 lumens, 11,500 candela peak beam intensity and 171 meter beam distance.
 Flood -105 lumens, 60 candela peak beam intensity and 18 meter beam distance.
 Spot and Flood combined - 275 lumens.

ON/OFF: Opposing head switches for easy identification. Spot LED push button head switch provides one handed momentary or constant operation. Flood LED push button head switch provides on/off operation.

RUN TIME: Spot - 7.25 hours to 10% of initial lumen output. See performance curve.
 Flood 13.5 hours to 10% or initial lumen output.
 Both - 5.5 hours to 10% initial lumen output.


CHARGE HOLDER: Fully recharges within 8 hours.

CHARGE CORD: Streamlight universal AC input voltage, 5V/1A USB output charge cord available with IEC Type A (US & Japan), Type C (Euro), Type G (UK), or IEC Type I (Australia) plugs .

BATTERY: One 2600 mAh lithium ion battery.

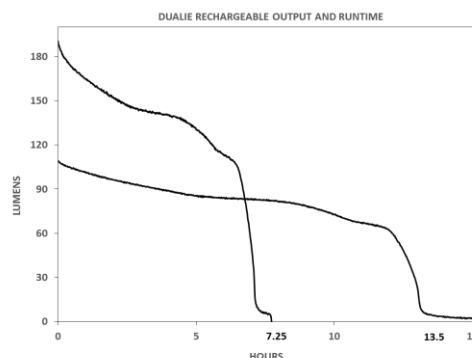
FEATURES: Dual function with opposing switches for easy function identification.
 2 meter impact resistance tested.

 IP67 rated; dust-tight and waterproof to 1 meter for 30 minutes.
 Spot beam utilizes smooth parabolic reflector for tight beam with optimum peripheral illumination.
 Integrated, spring loaded belt clip contained within body outline.
 Operating temperature: -20°F to 130°F. (To maintain hazardous locations rating: -20°C to 40°C)
 Corrosion proof.

APPROVALS*:  Class I, II, Division 1, Groups A, B, C, D, E, F, G; Class III; CL I, ZN 0, IIC; T-Code: T4

 Meets applicable European Community Directives.

WARRANTY: Streamlight's Limited Lifetime Warranty

OPTIONAL ACCESSORIES:


* See product for specific ratings.

All performance claims to ANSI/PLATO FL1-2016 Standard

Issued: 09/28/2017

Revised: 09/29/2017 Rev: 1